



Exceptional Engineering. Excellent Products

A VOLTECH Group Company

**10A,250V to 250A,440V  
INDUSTRIAL METAL CLAD PLUG, SOCKET  
AND  
INTERLOCKED SWITCH SOCKET UNIT**



**Tested at  
NTH  
ETDC**

Manufactured by :



**Voltech Manufacturing Company Ltd.**

Valves & Flameproof Equipments Division, Chennai - 600128

(ISO 9001 : 2008, ISO 14001 : 2004 & OHSAS 18001 : 2007 Certified Company)



## METAL CLAD PLUGS AND SOCKETS WITH SCRAPING EARTH CONNECTION. 10-30 AMPERES TO BS:196/IS:1293

	POLES	HZ	AMPS	VOLTS	CAT REF
	2P+E	50	10	240	V2P10
			20	240	V2P20
	3P+E	50	20	440	V3P20
30			440	V3P30	
	POLES	HZ	AMPS	VOLTS	CAT REF
	2P+SCRAPING EARTH	50	10	240	V2S10
			20	240	V2S20
	3P+SCRAPING EARTH	50	20	440	V3S20
			30	440	V3S30

- ◆ PRESSURE CAST ALUMINIUM ALLOY CASTING
- ◆ FULLY SHROUDED PLUG PINS
- ◆ TAPERING CABLE GUARD FOR PLUG
- ◆ PLUG INTERIORS ARE MADE OUT OF HIGH QUALITY ELECTRICAL GRADE BACKLITE
- ◆ SOCKET CONTACTS RECESSED AND SELF-ALIGNING
- ◆ PERMANENTLY RESILIENT SCRAPPING EARTH ENSURING PRIOR EARTH CONNECTION, BREAKING AFTER THE MAIN CIRCUIT CONNECTION
- ◆ EPOXY POWER COATED FINISH



## IEC RANGE OF METAL CLAD PLUGS & SOCKETS TO BS: 4343/IEC-309. 16-125 AMPERES

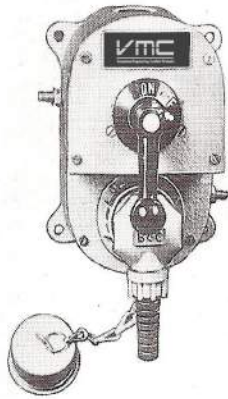


POLES	HZ	AMPS	VOLTS	CAT REF	A	B	C	D
5P (3P + N + E)	50	63	440	VP-63	240	78	110	210
		125	440	VP-125	325	87	134	295

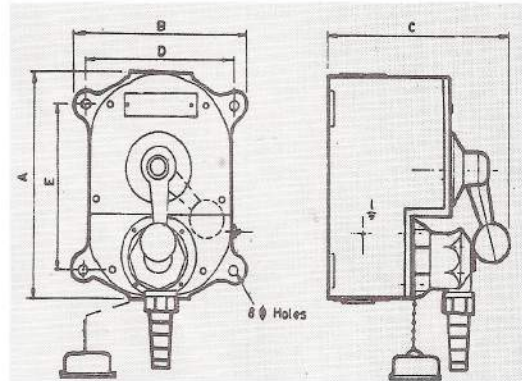


POLES	HZ	AMPS	VOLTS	CAT REF	A	B	C	D	E	F
5P (3P + N + E)	50	63	440	VS-63	143	130	119	112	86	86
		125	440	VS-125	190	168	110	139	93	120

- ◆ ALUMINUM ALLOY CASTING
- ◆ SPACE FOR EASE OF WIRING AND SAFE TERMINATION
- ◆ CONFORMING TO BS : 4343, IEC : 309 AND CEE : 17
- ◆ INSULATED INTERIORS MADE FROM GLASS FILLED NEYLON
- ◆ CURRENT CONDUCTING PLUG PINS AND SLOTTED SOCKET TUBES WITH COLLAR SPRING ARE CONSTRUCTED IN SPECIAL BRASS TO RETAIN DIMENSIONAL STABILITY DURING REPETITIVE OPERATIONS
- ◆ SPRING LOADED CAM TYPE COVER FOR SOCKET
- ◆ PLUGS PROVIDED WITH COMPRESSION TYPE CABLE GRIP



**SWITCH SOCKET AND PLUG**



DIMENSIONS ARE SAME FOR 'SPASH PROOF' UNITS

CAT REF	AMPS	VOLTS	PHASE	A	B	C	D	E	CABLE ENTRY
VIL1-10	10	250	1	166	135	142	117	118	20
VIL1-20	20	250	1	180	135	142	117	140	20
VIL3-20	20	440	3	187	138	165	120	144	25
VIL3-30	30	440	3	198	141	196	122	150	25

- ◆ CAST ALUMINIUM/SHEET STEEL ENCLOSURES
- ◆ DOUBLE BREAK CAM OPERATED ON-OFF SWITCH
- ◆ FULLY WIRED
- ◆ ENCLOSURE EPOXY POWDER COATED FINISH
- ◆ OUTDOOR APPLICATION WITH SOCKET ALSO AVAILABLE

**VMC FULLY INTERLOCKED SWITCH SOCKETS TO IS: 4160**  
 Exceptional Engineering. Excellent Products



**'SPASH PROOF' FULLY INTERLOCKED SWITCH SOCKET & PLUG**

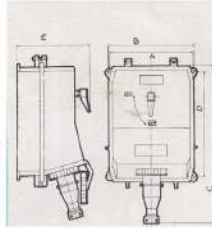
CAT REF	AMPS	VOLTS	PHASE	A	B	C	D	E	CABLE ENTRY	SPLASH PROOF
VFIL1-10	10	250	1	205	174	120	152	120	20	ADD 'V' IN CAT REF
VFIL1-20	20	250	1	205	174	142	152	120	20	
VFIL3-20	20	440	3	210	174	168	152	124	25	
VFIL3-30	30	440	3	210	174	205	152	124	25	

- ◆ CAST ALUMINIUM/SHEET STEEL ENCLOSURES WITH EPOXY POWDER COATED FINISH
- ◆ DOUBLE BREAK CAM OPERATED ON/OFF SWITCH
- ◆ INTERNAL MECHANICAL INTERLOCKING CONFIRMING TO IEC-309
- ◆ PLUG CANNOT BE REMOVED WHILE SWITCH IS IN "ON" POSITION
- ◆ SWITCH CANNOT BE CLOSED WITHOUT PLUG INSERTION
- ◆ FULLY WIRED
- ◆ CONFORMING TO IP 65 OF IS 13947 FOR OUTDOOR APPLICATIONS

## HEAVY DUTY FULLY INTERLOCKED SWITCH SOCKETS TO BS: 4343 AND IEC-309



**WATER-TIGHT FULLY INTERLOCKED  
FUSE SWITCH SOCKET AND PLUG**



CAT REF	RATING	VOLTS	A	B	C	D	E
VFI-63	63A - 3P + N + E	440	315	340	425	391	245
VFI-125	125A - 3P + N + E	440	383	413	440	410	295

- ◆ ALUMINIUM ALLOY/SHEET STEEL ENCLOSURE IN EPOXY POWDER COATED FINISH
- ◆ ALL WEATHER APPLICATION, CONFORMING TO IP 65 OF IEC 13947
- ◆ DOUBLE BREAK FUSE SWITCH (AC23 DUTY) INTERLOCKED WITH SOCKET
- ◆ BEING FULLY INTERLOCKED, CANNOT BE SWITCHED "ON" UNTIL PLUG IS INSERTED
- ◆ PLUG CANNOT BE WITHDRAWN ON LOAD INTERLOCKING AS PER IEC 309
- ◆ COVER CAN BE OPENED ONLY WHEN THE SWITCH IS 'OFF' AND PLUG WITHDRAWN
- ◆ GLASS FILLED NYLON MOULDED TERMINAL BLOCKS FOR INCOMING AND LOOPING TERMINATION WITH ACRYLIC SHROUD
- ◆ TWO GLAND PLATES AT BOTTOM TO RECEIVE INCOMING AND LOOPING CABLE

Product improvement is a continuous process at



The Data given in this publication is, therefore subject to revision.

ALL DIMENSIONS MENTIONED ARE IN 'MM'

### APPLICATION :

- ◆ WELDING SETS
- ◆ MACHINE TOOLS
- ◆ MOBILE GENERATORS
- ◆ ELECTRIC OVERHEAD CRANES
- ◆ FURNACES & OVENS
- ◆ AIR CONDITONERS
- ◆ PORTABEL LIGHTING EQUIPMENTS
- ◆ CONVERAYERS ETC.

### Major Customers:

1. STEEL PLANTS
2. COAL HANDLING PLANTS
3. CEMENT PLANTS
4. GENERAL MANUFACTURING INDUSTRIES
5. THERMAL / NUCLEAR POWER PLANTS
6. PETROLIUM/FERTILIZER INDUSTRIES



Exceptional Engineering. Excellent Products

**Manufactured by : Voltech Manufacturing Company Ltd.**

#### Factory Address:

Voltech Techno Park,  
No.132, 133 & 134, Sri Kumaran Nagar,  
Kundrathur Main Road, Kovur,  
Chennai - 600128.

#### Marketing Office:

Voltech Eco Tower, 2/429, Mount Poonamallee Road,  
Iyyappanthangal, Chennai - 600056  
Ph: +91-44-43978000 Ext-294 Mob: +91 9940678751  
Email: sales.vflp@voltechgroup.com  
Website: www.voltechgroup.com